




FALCON-521CRS

5MP Color Low-Noise UVC USB 3.0 Camera based on Onsemi AR0521 Sensor

Vadzo Falcon-521CRS is a 5MP low noise USB 3.0 Camera based on Onsemi AR0521 Sensor coupled with high-performance ISP. The camera delivers max resolution of 5MP and Video streaming of 1080p@60fps and 720p@60fps. The camera comes with a M12/S-Mount lens holder that supports a 74DFOV lens by default. You shall be able to stream video in YUV and MJPEG format and capture images in BMP and JPEG format.

Key Features

- Sensor Model: AR0521 Onsemi Sensor
- Max Resolution: 5 MP
- Pixel Size: 2.2 μm x 2.2 μm
- Shutter: Rolling Shutter
- Lens FOV: 74 DFOV
- Compliance: UVC, RoHS 3, REACH



Applications

- **Smart Surveillance:** Facial Recognition, Iris Recognition, Day/Night Video Recording, Smart Parking, Pedestrian Safety.
- **Warehouse Robotics Camera:** Object Scanning, Document Scanning, OCR, Obstacle Detection.
- **Medical & Life Science Devices:** Ophthalmology Camera, Intraoral Camera, Dermatoscope Camera, Digital Microscope Camera, Pathology Camera.

INDEX

1. Introduction 3

2. Camera Specifications 3

3. Supported Resolutions 5

4. Supported Camera Functions 5

5. USB 3.0 Interface 5

6. Status LED 6

7. General Purpose I/O Lines 6

8. Temperature and Humidity Specifications 6

9. Dimensions 7

 Board Top Side – 2D 7

 Board Bottom Side - 2D 7

1. Introduction

Falcon-521CRS is a UVC Compliant USB 3.0 Fixed-Focus color camera based on Onsemi AR0521 sensor. The camera is designed to be backward compatible with USB 2.0 as well.

The camera incorporates the AR0521 Bayer sensor from Onsemi integrated with an on-board Image Signal Processor (ISP) to perform functions such as debayering, demosaicing, color correction, contrast correction, gamma correction, denoising, lens corrections and so on. In addition to this, the ISP also supports Auto functions such as Auto-Exposure and Auto-White Balance.

The Image Signal Processor is integrated with the USB 3.0 controller to provide UVC Compliant USB 3.0 camera. The USB controller is also programmed to support HID Pipeline that shall support UVC extension functions that are not supported in the standard UVC drivers.

2. Camera Specifications

General Information	
Product Family	Falcon series
Camera Model	Vadzo Falcon-521CRS
Sensor	
Sensor	AR0521 CMOS sensor from Onsemi
Sensor Format	1/2.5"
Pixel Size	2.2 μm x 2.2 μm
Max Resolution	5MP – 2592(H) x 1944(V)
Shutter	Rolling Shutter
Chroma	Color
Camera Data	
Interface	USB 3.0 Gen1 Backward compatible to USB 2.0
Pixel Depth	8bit / 10bit
Output Format	YUV422 & MJPEG
Exposure Control	Manual Control via software & Auto-Exposure

GPIO	6 pins. 1x Digital Input, 1x Digital Output, 3x NC and GND
Camera Hardware	
Lens	S Mount (M12 Standard)
USB connector	Type C
GPIO connector	Connector on-board: Wurth 665306124022 Mating connector: Wurth 665006113322
Power Supply	USB powered
Power Requirement	Max: 1.75 W at 5VDC Min: 1.05 W at 5VDC
Operating Temperature	-30°C to 70°C
Dimension	38mm (L) x 38mm (B) convertible to 32mm (L) x 32mm (B)
Weight	13 Grams (Without Lens)
Camera Software	
Video Resolutions	VGA, HD, Full HD, and 5MP
Video formats	YUV422 and MJPEG
Still Image Resolutions	VGA, HD, Full HD, and 5MP
Image Capture formats	BMP and JPEG
Image Capture Modes	Software trigger
UVC Camera Controls	Brightness, Exposure, Contrast, Sharpness, Saturation, Gamma, Gain, White Balance
Extension Controls	ROI based Auto-Exposure, Denoising, JPEG Compression
OS Supported	Windows, Linux, Android (need additional SDK)
Conformity	
Conformity	UVC Compliant, RoHS 3, REACH

3. Supported Resolutions

Resolution	Frame Rates (FPS) in USB 3.0 Mode	
	YUV	MJPEG
640 x 480 (VGA)	120	120
1280 x 720 (HD)	60	60
1920 x 1080 (FHD)	60	60
2592 x 1944 (5MP)	25	60

4. Supported Camera Functions

The List of functions supported by the Falcon-521CRS camera are:

- Resolution Control
- Image Format Setting
- Video Format Setting – YUV/MJPEG
- Image Capture Software Trigger
- Gain – Auto & Manual
- Exposure – Auto & Manual
- White Balance – Auto & Manual
- Anti Flicker – 50Hz/60Hz
- Contrast Control
- Gamma Control
- Hue & Saturation Control
- Sharpness Control
- Q Factor Control
- Digital Pan, Tilt and Zoom

5. USB 3.0 Interface

The camera module's USB 3.0 connector is a standard USB Type C connector. It provides a nominal 5 Gbit/s SuperSpeed data transfer connection to supply power to the device and to transmit video data and control signals. The power supply must comply with the Universal Serial Bus 3.0 Specification. The nominal operating voltage is 5 VDC, effective on the camera module's connector. Connection assignments and numbering adhere to the Universal Serial Bus 3.0 standard. USB Certified 3.0 Gen 1 or higher cables to be used. Vadzo does not recommend non-certified USB cables.

6. Status LED

Status LED's indicate the below:

- Red color indicates Device is powered ON with no Streaming.
- Yellow color indicates: Camera is currently Streaming.

7. General Purpose I/O Lines

GPIO lines are terminated through Six (6) pin socket connector from Würth Elektronik part number 665306124022. Refer to the below table for GPIO Connector Pin Numbering and Assignments.

Pin	Line	Function
1	Power	Do not use.
2	-	Do not use*
3	-	Do not use*
4	Input1	General Purpose I/O (GPIO) line with 1.8V tolerant directly connected to MCU Preset: Input Line
5	Output1	General Purpose I/O (GPIO) line with 1.8V tolerant directly connected to MCU Preset: Output Line
6	GND	Ground

**Vadzo engineering team shall be able to enable the IOs on the firmware level as per the end user technical requirements under the purview of Vadzo Imaging customisation program.*

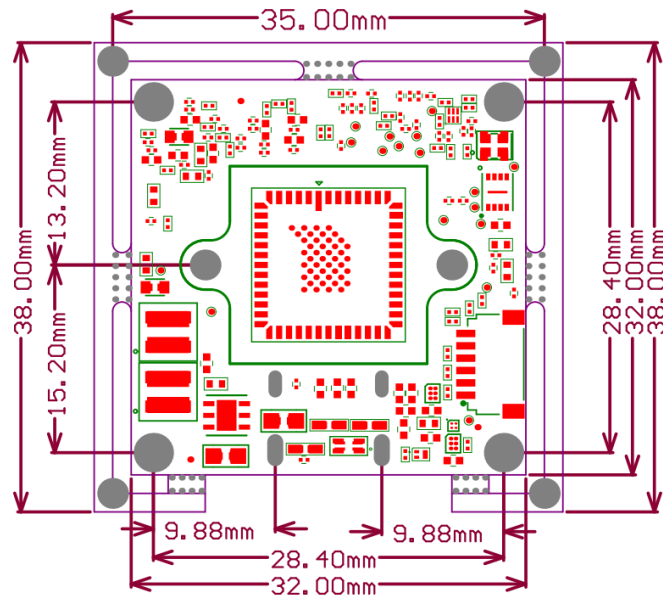
Recommended mating connector from Würth Elektronik part number 665006113322.

8. Temperature and Humidity Specifications

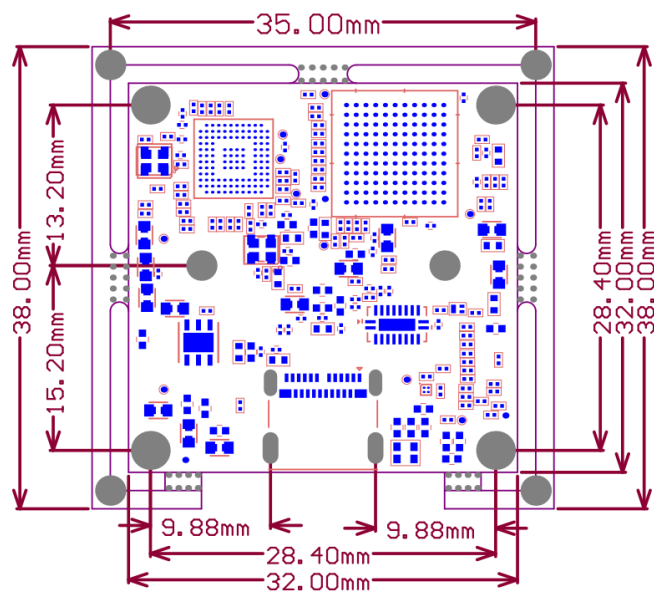
Description	Specification
Operating Temperature	-30°C to 70°C
Storage Temperature	-30°C to 70°C
Humidity	20% to 80%, Relative, non-condensing.

9. Dimensions

Board Top Side – 2D



Board Bottom Side - 2D



IMPORTANT NOTICE AND DISCLAIMER

Vadzo Imaging products are sold by description only. Vadzo Imaging reserves the right to change the information in this document, including URL references and/or specifications is subject to change without notice. Customers should obtain the latest relevant information and data sheets before placing orders and should verify that such information is current and complete.

The data contained in this document is exclusively intended for technically trained staff. It is the responsibility of customer's technical departments to evaluate the suitability of the product for the intended application and the completeness of the product information given in this document with respect to such application.

THIS DOCUMENT IS PROVIDED AS IS WITH NO WARRANTIES WHATSOEVER, INCLUDING ANY WARRANTY OF MERCHANTABILITY, NON-INFRINGEMENT, FITNESS FOR ANY PARTICULAR PURPOSE, OR ANY WARRANTY OTHERWISE ARISING OUT OF ANY PROPOSAL, SPECIFICATION, OR SAMPLE.

All liability, including liability for infringement of any proprietary rights, relating to the use of information in this document is disclaimed. No licenses express or implied, by estoppel or otherwise, to any intellectual property rights are granted herein.

All trade names, trademarks, and registered trademarks mentioned in this document are the property of their respective owners and are hereby acknowledged.



Copyright © 2017–2026 Vadzo Imaging. All Rights Reserved.