



BOLT-415CRS

8MP Color Low-Light MIPI Camera based on Sony IMX415 Sensor

Vadzo Bolt-415CRS is a 4K MIPI Camera based on Sony Starvis IMX415 Sensor coupled with high-performance ISP. The camera delivers max resolution of 8.46 MP and Video streaming of 4K, 1080p and 720p. Applicable in use cases such as medical device camera, patient care camera, retail AI camera, smart city camera, etc. Bolt-415CRS has been integrated with solutions based on platforms such as Raspberry PI, Nvidia Nano, Nvidia XavierNX, etc.

Key Features

- Sensor Model: IMX415 Sony Starvis Sensor
- Max Resolution: 8.46 MP
- Pixel Size: 1.45 μm x 1.45 μm
- Shutter: Rolling Shutter
- Lens FOV: 74 DFOV
- Compliance: RoHS 3, REACH



Applications

- **Smart Surveillance Camera:** Facial Recognition, Day/Night Video Recording, Smart Parking, Pedestrian Safety.
- **Medical & Life Science Devices:** Ophthalmology Camera, Intraoral Camera, Dermatoscope Camera, Digital Microscope Camera, Pathology Camera.
- **Automation & Robotics:** Outdoor AGVs, Outdoor Drones, Last-Mile Delivery AGVs.
- **Kiosk & Digital Signages:** Document Scanning, OCR, Barcode Reading, Facial Recognition, Demography Analysis.

INDEX

1. Introduction 3

2. Camera Specifications 3

3. Supported Resolutions 4

4. Supported Camera Functions 5

5. MIPI Interface 5

6. Status LED 5

7. Temperature and Humidity Specifications 5

8. Dimensions..... 6

 Base Board Top Side – 2D 6

 ATR Board: 2-Lane Bottom Side – 2D 6

 ATR Board: 4-Lane Bottom Side – 2D 7

1. Introduction

Bolt-415CRS is a MIPI Fixed-Focus color camera based on Sony Starvis IMX415 sensor.

The camera incorporates the IMX415 Bayer sensor from Sony integrated with an on-board Image Signal Processor (ISP) to perform functions such as debayering, demosaicing, color correction, contrast correction, gamma correction, denoising, lens corrections and so on.

In addition to this, the ISP also supports Auto functions such as Auto-Exposure and Auto-White Balance.

This is a two-board camera solution that comprises of the camera module board and the adapter board. There are two variants of the adapter board to 2-Lane MIPI CSI 2 as well as 4-Lane MIPI CSI 2 interfaces.

2. Camera Specifications

General Information	
Product Family	Bolt series
Camera Model	Vadzo Bolt-415CRS
Sensor	
Sensor	IMX415 CMOS sensor from Sony
Sensor Format	1/2.8"
Pixel Size	1.45 μm x 1.45 μm
Max Resolution	8.46 MP – 3864(H) x 2192(V)
Shutter	Rolling Shutter
Chroma	Color
Camera Data	
Interface	2 Lane MIPI CSI-2 & 4 Lane MIPI CSI-2
Pixel Depth	8bit / 10bit
Output Format	YUV422
Exposure Control	Manual Control via software & Auto-Exposure
GPIO	2 x NC

Camera Hardware	
Lens	S Mount (M12 Standard)
MIPI connector	XF3M(1)-1515-1B (2 Lane) & 54548-2271 (4 Lane)
Power Requirement	Max: 1.45 W at 3.3VDC Min: 0.80 W at 3.3VDC
Operating Temperature	-30°C to 70°C
Dimension	38mm (L) x 38mm (B) convertible to 32mm (L) x 32mm (B)
Weight	8 Grams (Without Lens)
Camera Software	
Video Resolutions	VGA, HD, Full HD, and 4K
Video formats	YUV422
Still Image Resolutions	VGA, HD, Full HD, and 4K
Image Capture formats	BMP
Image Capture Modes	Software trigger
Camera Controls	Brightness, Exposure, Contrast, Sharpness, Saturation, Gamma, Gain, White Balance, Denoising
Conformity	
Conformity	RoHS 3, REACH

3. Supported Resolutions

Resolution	Frame Rates (FPS) in 4-Lane MIPI CSI 2
	YUV
640 x 480 (VGA)	90
1280 x 720 (HD)	60
1920 x 1080 (FHD)	30
3864 x 2192 (4K)	30

4. Supported Camera Functions

The List of functions supported by the Bolt-415CRS camera are:

- Resolution Control
- Image Format Setting
- Video Format Setting – YUV422
- Image Capture Software Trigger
- Gain – Auto & Manual
- Exposure – Auto & Manual
- White Balance – Auto & Manual
- Anti Flicker – 50Hz/60Hz
- Contrast Control
- Gamma Control
- Hue & Saturation Control
- Sharpness Control

5. MIPI Interface

The camera module supports both 4-Lane MIPI CSI 2 as well as 2-Lane MIPI CSI 2 interface. Vadzo has designed the camera hardware such that it can be directly integrated with Raspberry PI as well Nvidia Jetson development kit via the 2-Lane MIPI CSI 2 interface. Vadzo has used the XF3M(1)-1515-1B from Omron for this interface. Vadzo has integrated the capability of functioning in the 4-Lane MIPI CSI 2 bandwidth as well to ensure that you can achieve faster frame rates.

6. Status LED

Status LED's indicate the below:

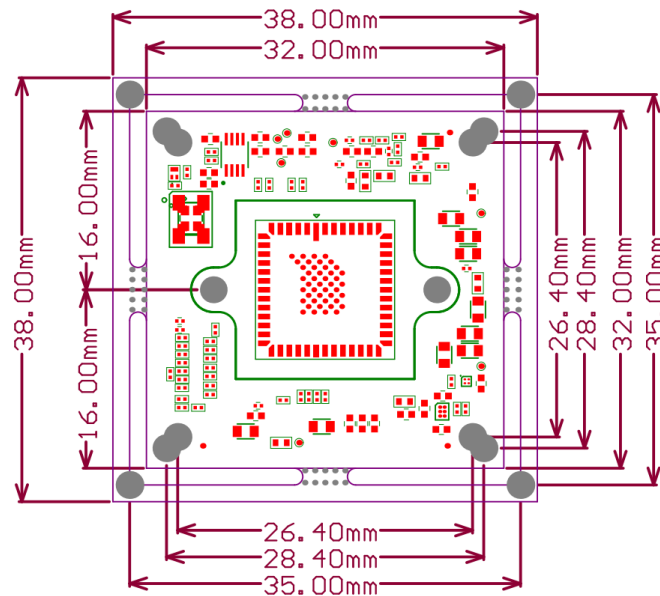
- Red color indicates Device is powered ON with no Streaming.
- Yellow color indicates: Camera is currently Streaming.

7. Temperature and Humidity Specifications

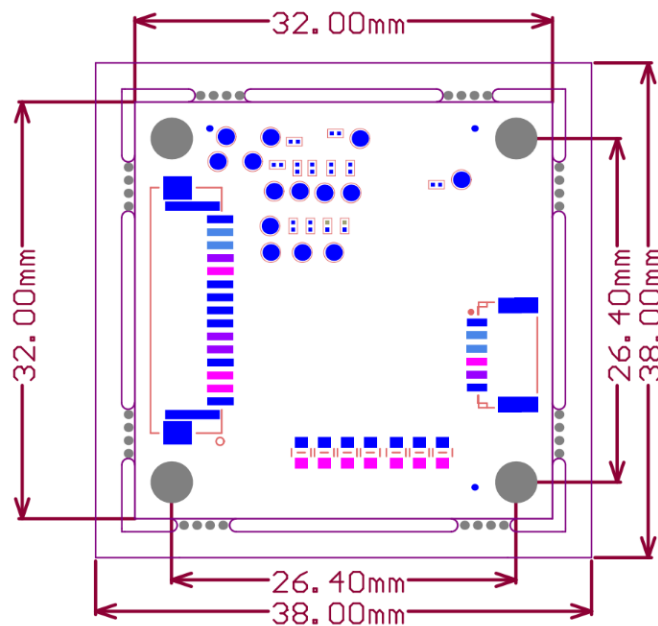
Description	Specification
Operating Temperature	-30°C to 70°C
Storage Temperature	-30°C to 70°C
Humidity	20% to 80%, Relative, non-condensing.

8. Dimensions

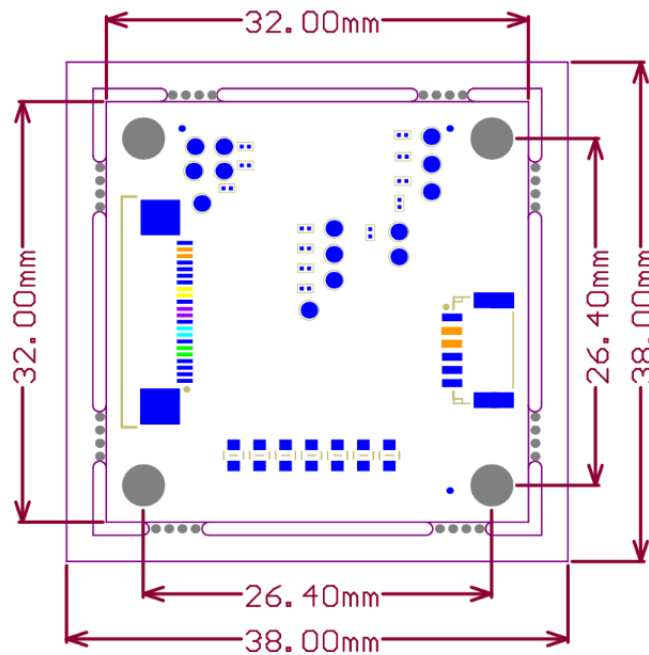
Base Board Top Side – 2D



ATR Board: 2-Lane Bottom Side – 2D



ATR Board: 4-Lane Bottom Side – 2D



IMPORTANT NOTICE AND DISCLAIMER

Vadzo Imaging products are sold by description only. Vadzo Imaging reserves the right to change the information in this document, including URL references and/or specifications is subject to change without notice. Customers should obtain the latest relevant information and data sheets before placing orders and should verify that such information is current and complete.

The data contained in this document is exclusively intended for technically trained staff. It is the responsibility of customer's technical departments to evaluate the suitability of the product for the intended application and the completeness of the product information given in this document with respect to such application.

THIS DOCUMENT IS PROVIDED AS IS WITH NO WARRANTIES WHATSOEVER, INCLUDING ANY WARRANTY OF MERCHANTABILITY, NON-INFRINGEMENT, FITNESS FOR ANY PARTICULAR PURPOSE, OR ANY WARRANTY OTHERWISE ARISING OUT OF ANY PROPOSAL, SPECIFICATION, OR SAMPLE.

All liability, including liability for infringement of any proprietary rights, relating to the use of information in this document is disclaimed. No licenses express or implied, by estoppel or otherwise, to any intellectual property rights are granted herein.

All trade names, trademarks, and registered trademarks mentioned in this document are the property of their respective owners and are hereby acknowledged.



Copyright © 2017–2024 Vadzo Imaging. All Rights Reserved.